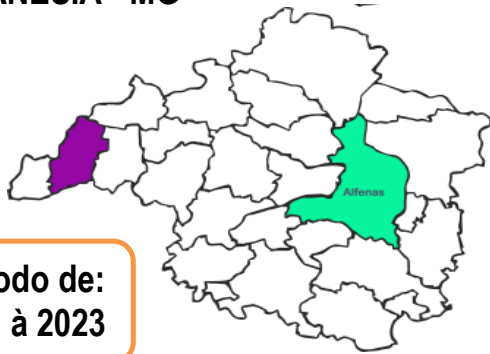


GUARANESIA - MG



Habitantes
19.014

% atendidos
8,0% aa

% tratados
0,2% aa

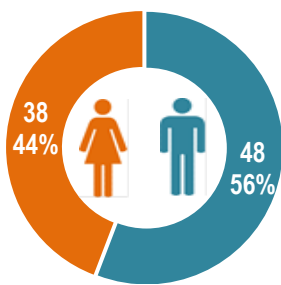


4.536
consultas



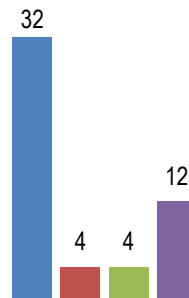
86
tratamentos

Período de:
2021 à 2023



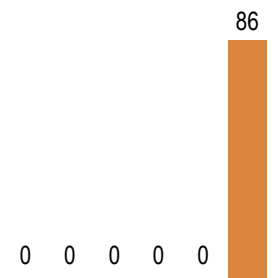
Raça

- branca
- preta
- amarela
- parda



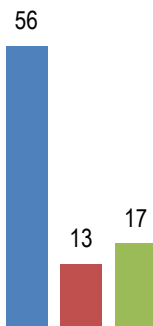
Faixa etária

- 0 a 24
- 25 a 34
- 35 a 44
- 45 a 54
- 55 a 65
- >65



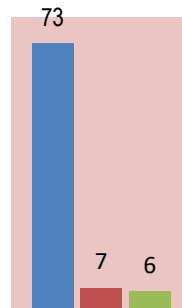
Tabagismo

- Nunca
- Ex-consumidor
- Sim




Etilismo

- Nunca
- Ex-consumidor
- Sim

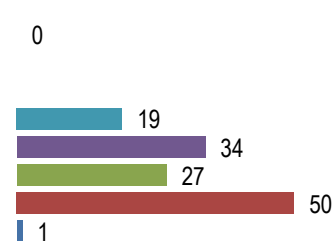


Tratamentos



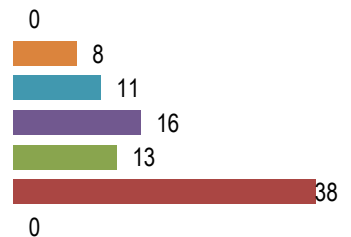
Primeiro tratamento recebido

- sem informacao
- outras
- imunoterapia
- transplante medula
- hormonioterapia
- quimioterapia
- radioterapia
- cirurgia
- nenhum



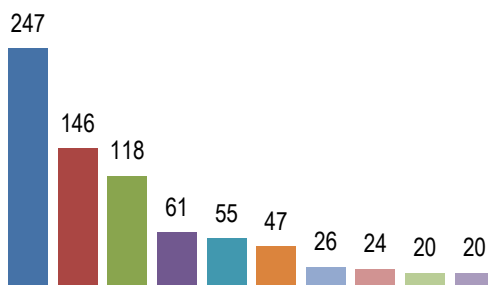
Estadiamento

- Sem Informação
- Não Estadiáveis
- IV
- III
- II
- I
- 0



10 Mais tratados

- Pele, SOE (ex)
- Mama, SOE (ex)
- Próstata
- Cólon, SOE
- Sangue
- Pulmão, SOE
- Estômago, SOE
- Reto, SOE
- Colo do útero
- Esôfago, SOE



Óbitos

